

 **WIENER LINIEN**

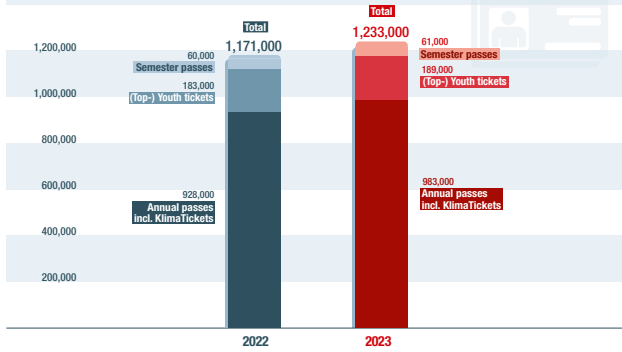
The city is yours.



Facts & Figures

Operating Data 2023

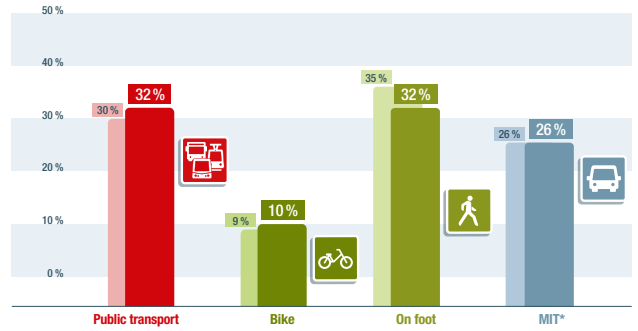
Over 1 million regular customers



Source: Wiener Linien

Modal Split 2023

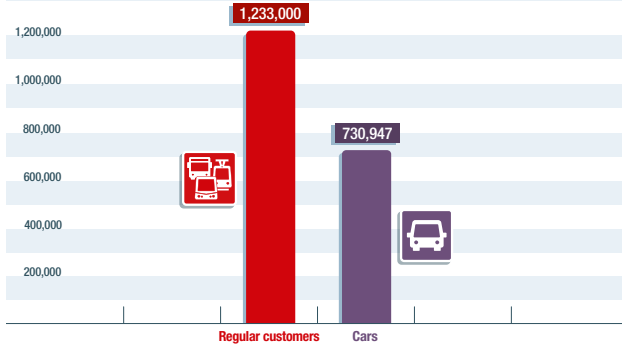
Comparison to 2022



Source: Wiener Linien


*MIT – Motorized individual transport
Note: Left column shows numbers from 2022

Regular customers vs. cars registered 2023



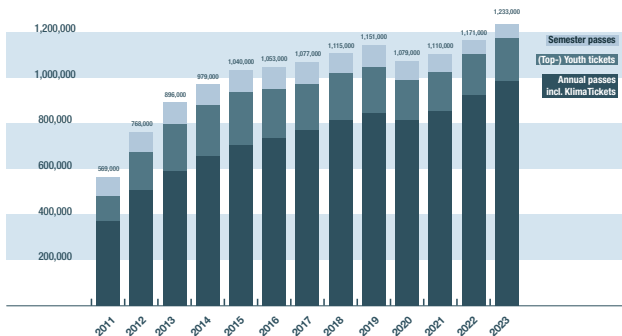
Source: Statistics Austria, Wiener Linien

Comparison of network lengths



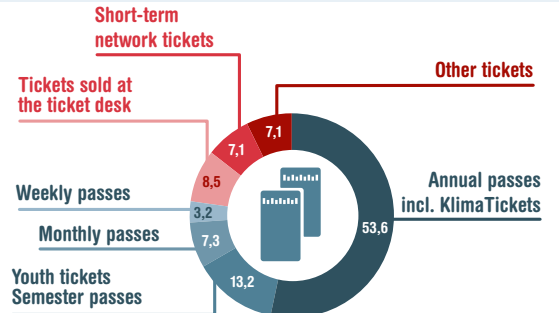
Source: Wiener Linien

Development of regular customers





Source: Wiener Linien

Revenue by ticket type in %



Source: Wiener Linien

TOTAL OPERATIONS 2023	
	
LINES	
Number of lines	167
Number of train and bus depots	10
Number of stops	5,711
LENGTH (km)	
Operational network	255.0
Total length of lines	1,198.60
Total track length	672.1
VEHICLES	
Railcars and tramcars	1262
Trailers	226
Total number of buses	453
Available seats	270,902
OPERATING PERFORMANCE (MILLION KM)	
Railcar, tramcar and bus revenue kilometres operated	112.78
Revenue kilometres contracted	17.81
Trailer revenue kilometres operated	18.32
Total number of revenue kilometres	148.90
Total seat kilometres available	20,553.54
KEY PASSENGER FIGURES	
Number of passengers (in millions)	792
Number of passengers per revenue kilometre operated	5.32
Number of passengers per inhabitant	399.58
Number of passengers per day (in millions)	2.17
INVESTMENT DURING THE FINANCIAL YEAR (IN € MILLION)	
Investments in tangible and intangible assets	551
of which underground network expansion	269
RIGHT-OF-WAY MEASURES	
Radio-operated traffic lights	479
Caps (extended foot paths)	635

UNDERGROUND 2023	
	
LINES	
Number of lines	5
Number of train depots	3
Number of stops	109
Average distance between stops (m)	761.87
Average line length (km)	16.6
Average journey speed (km/h)	
at peak times, during the day and in the evening	32.4
LENGTH (km)	
Operational network	83.9
Total length of lines	83.0
Total track length	253.1
Girder rail to vignole rail ratio	2:98
STRUCTURAL ELEMENTS	
Width of track (mm)	1,435
Double-tracked route (km)	167.8
Number of points	808
VEHICLES	
Average number of trains in operation (Mon to Fri)	128
Total number of railcars	774
Silver Arrow railcars	350
Type V railcars	248
Type T railcars	144
Type X railcars	32
Carriages	140
Type V carriage	124
Type X carriage	16
Available seats	139,044
Average vehicle capacity per vehicle	152
OPERATING PERFORMANCE (MILLION KM)	
Total revenue kilometres operated	85.0
Railcar revenue kilometres operated	68.8
Carriage revenue kilometres operated	16.2
Seat kilometres available	12,989.2
KEY PASSENGER FIGURES (IN MILLIONS)	
Total number of underground passengers	352.4

TRAM 2023**LINES**

Number of lines	28
Number of tram depots (excluding satellite tram stations)	4
Number of stops	1161
Average distance between stops (m)	395.85
Average line length (km)	8.2
Average journey speed (km/h)	
at peak times	14.6
during the day/in the evening	14.9/16.1

LENGTH (km)

Operational network	171.1
Total length of lines	229.8
Total track length	419.0
Girder rail to vignole rail ratio	91:9

STRUCTURAL ELEMENTS

Width of track (mm)	1,435
Double-tracked route (km)	342.2
Number of points	1,125

VEHICLES

Average number of trains in operation (Mon to Fri)	400
Total number of tramcars	488
Articulated tramcars	87
Ultra-low-floor articulated trams (ULF/Flexity)	401
Trailers	86
Available seats	89,840
Average vehicle capacity per vehicle	156.5

OPERATING PERFORMANCE (MILLION KM)

Total revenue kilometres operated	24.2
Railcar revenue kilometres operated	22.1
Carriage revenue kilometres operated	2.1
Seat kilometres available	4,180.8

KEY PASSENGER FIGURES (IN MILLIONS)

Number of passengers	273.4
----------------------	-------

RIGHT-OF-WAY MEASURES

Dedicated tram routes separated from private traffic (%)	52.7
Caps (extended foot paths)	221

BUS 2023**LINES**

Number of lines (including subcontractors and Nightline)	134
Number of bus depots	3
Number of stops	4,441
Average distance between stops (m)	398.9
Average line length (km)	6.9
Average journey speed (km/h)	
at peak times	16.7
during the day/in the evening	17.6/19.9

LENGTH (km)

Total length of lines	885.8
-----------------------	-------

VEHICLES

Average number of buses in operation (Mon to Fri)	378
Total number of buses	453
Low-floor articulated buses (4-door)	290
Low-floor normal buses (3-door)	141
Low-floor battery-powered buses (2-door)	22
Available seats	42,018
Average vehicle capacity	92.8

OPERATING PERFORMANCE (MILLION KM)

Total revenue kilometres	39.7
Revenue kilometres operated	21.9
Revenue kilometres contracted	17.8
Total seat kilometres available	3,383.6
Seat kilometres operated	2,056.4
Seat kilometres contracted	1,327.2

KEY PASSENGER FIGURES (IN MILLIONS)

Number of passengers	166.2
----------------------	-------

FUEL CONSUMPTION

Diesel (million litres)	11.94
Litres per revenue kilometre operated	0.55
Litres per 100 seat kilometres operated	0.58

RIGHT-OF-WAY MEASURES

Dedicated bus lanes (in %)	5.1
Caps (extended foot paths)	414

Avatar Iris



will in future translate operational information into sign language.



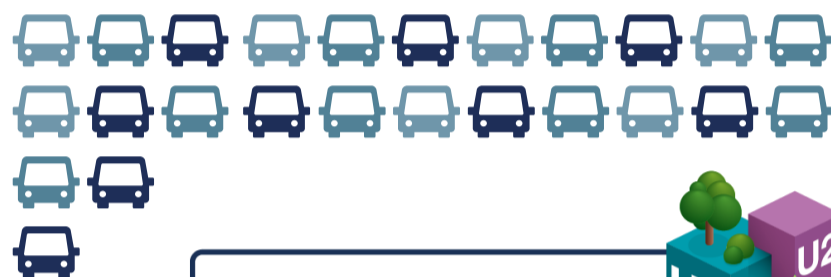
Barrier-free emergency call system

Wiener Linien has employees from more than **60 nations.**

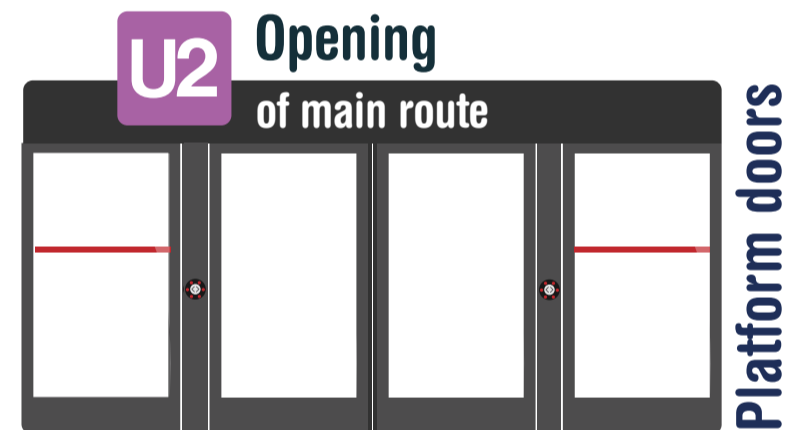
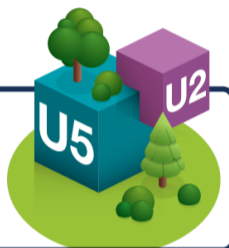


One train offers space for around 930 passengers.

This is equivalent to around 790 cars.



Tunneling work has started at all stations.



Platform doors

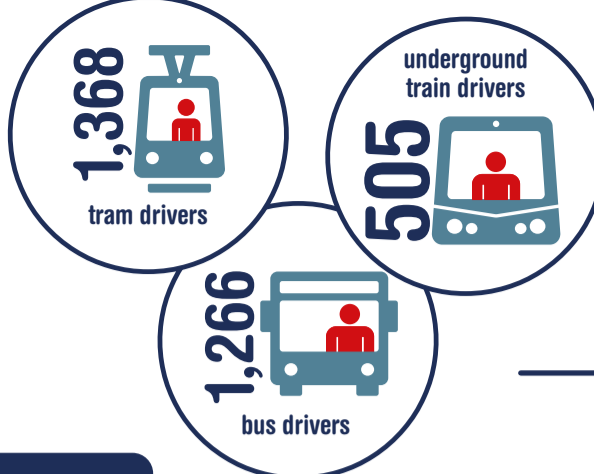


29 to be modernised

11

Work on new tram services starts

12
27



Austria's largest transport network

488 trams



453 buses



164 underground trains

Of these, **3,139** work in operations.

Around **8,816** employees



We carry **2.2 million** passengers every day.



1.2 million regular customers

99% satisfaction rate

80% of passengers travel emission-free.

211,000 kilometres per day

Including **267** trainees in **10** professions trained at the Campus.



Up to **1,000** driver training places

WIENER LINIEN



72 e-buses will be charges, maintained and repaired at the new e-competence centre by 2025.



WienMobil


3,000 bikes
750,000 rentals/year

100 e-cars
300,000 hours booked/year

Solar power turbo



New PV systems on stops, stations and buildings.



350 tons of CO₂ saved/year

3,000,000 emission-free kilometres/year



OWNER, DISTRIBUTOR AND PUBLISHER: Wiener Linien GmbH & Co KG
DESIGN: Wiener Linien, Unternehmenskommunikation; Rotfilter GmbH, www.rotfilter.com
PRINTERS: Gerin Druck GmbH, Gerinstraße 1–3, 2120 Wolkersdorf; subject to changes.
Printed on environment-friendly paper.

WIENER STADTWERKE GRUPPE