



WIENER LINIEN

The city is yours.



**WIENER
STADTWERKE
GROUP**

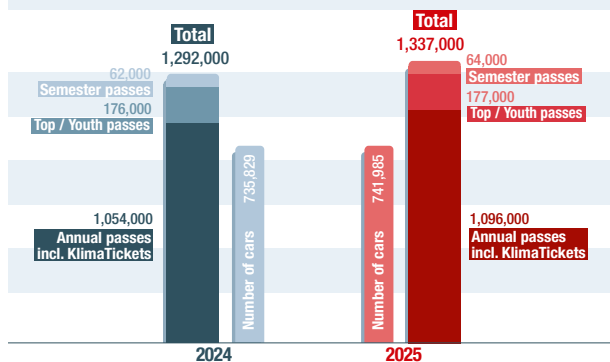


Facts and Figures

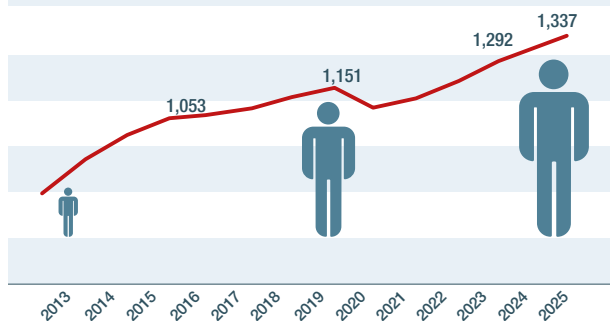
Operational Details 2025

OWNER; DISTRIBUTOR AND PUBLISHER: Wiener Linien GmbH & Co KG
DESIGN: Wiener Linien GmbH & Co KG, Unternehmenskommunikation
PRINTED BY: Wiener Linien GmbH & Co KG, 1030 Vienna; subject to changes.
Printed on environment-friendly paper.

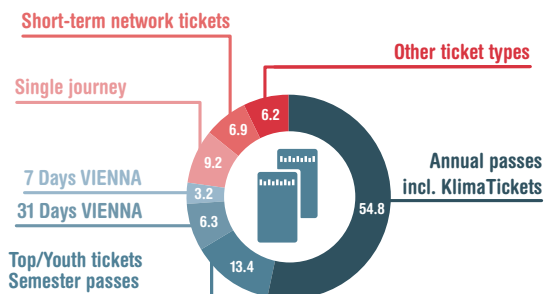
Around 1.3 million regular customers



Development of regular customers (thousands)



Revenues by ticket type in %



TOTAL OPERATIONS 2025



OVERVIEW

Lines	168
Length of lines (km)	1,215.0
Depots and terminals	17
Stops and stations	5,779
Escalators	342
Lifts	339

FLEET

Trains and buses	1,160
of which with AC	910

OPERATIONS

Revenue kilometres (millions)	79.3
Own services	60.9
Third-party operations	18.4
Seat kilometres (millions)	21,242.6
Own services	19,868.8
Third-party operations	1,373.8

CUSTOMERS


Passengers (millions)	902.9
Regular customers (millions)	1.337


EMPLOYEES

Employees	9,753
Trainees	368
Share of female employees (%)	18
Drivers	3,565

INVESTMENTS

Investments in tangible and intangible assets (€m)	612
of which investments in underground network expansion	255

UNDERGROUND 2025		
OVERVIEW		
Lines		5
Depots		3
Stations		109
Ø distance between stations (m)		761.9
Operating length = Line length (km)		83.0
Points		742
Ø speed at peak times (km/h)		32.4
FLEET		
Trains		163
Silver Arrow railcars		49
Type V railcars		62
Type T railcars		36
Type X railcars		16
Air-conditioned trains		114
OPERATIONS		
Revenue kilometres (millions)		15.7
Seat kilometres (millions)		13,406.2
CUSTOMERS		
Passengers (millions)		432.4
EMPLOYEES		
Drivers		529

TRAM 2025		
OVERVIEW		
Lines		29
Depots		10
Stops		1,224
of which barrier-free (%)		99.1
Ø distance between stops (m)		398.6
Line length (km)		243.9
Operating length (km)		175.4
Points		1,118
Ø speed at peak times (km/h)		14.3
Green tracks (km)		9.9
Priority over cars (%)		52.6
FLEET		
Trains		507
Flexity		126
E/c		49
ULF A		131
ULF B		201
Air-conditioned trains		306
OPERATIONS		
Revenue kilometres (millions)		23.0
Seat kilometres (millions)		4,372.4
CUSTOMERS		
Passengers (millions)		299.1
EMPLOYEES		
Drivers		1,647

GLOSSARY:

Operating length: Total length of all tracks used for passenger transportation (single count) | **Drivers:** Wiener Linien drivers | **Third-party operations:** Third-party bus operators working for Wiener Linien | **Zero-emission buses:** Buses powered by electricity or hydrogen | **Length of lines:** Length (Ø of both directions) of all lines, including multiple counts | **Employees:** Staff currently employed by Wiener Linien (FTE) | **Revenue kilometres:** Total of all train / bus services operated by Wiener Linien | **Seat kilometres:** Passenger services multiplied by seats available on trains and buses operated | **On-call bus services:** Third-party bus services on call for collections at defined times and selected stop | **Priority over cars:** Tramway / bus lanes separated from private transport

BUS 2025

OVERVIEW

Lines	134
Own operations	69
Third party	65
On-call bus services	19
Depots	4
Stops	4,446
of which barrier-free (%)	96.7
Ø distance between stops (m)	399.5
Line length (km)	888.1
Ø speed at peak times (km/h)	16.7
Priority over cars (%)	6.7

FLEET

Buses, own fleet	490
Battery-hydrogen range-extender buses	10
Battery-powered buses	71
Hydrogen-powered buses	11
Normal buses, diesel	102
Articulated buses, diesel	237
Articulated XL buses, diesel	59
Zero-emission vehicles (%)	19
Air-conditioned buses	490

OPERATIONS

Revenue kilometres (millions)	40.6
Own services	22.2
Third-party operations	18.4
Seat kilometres (millions)	3,464.0
Own services	2,090.2
Third-party operations	1,373.8

CUSTOMERS

Passengers (millions)	171.4
-----------------------	-------

EMPLOYEES

Drivers	1,389
---------	-------

WIENMOBIL 2025

WIENMOBIL RAD

Bicycles	3,400
of which e-bikes	300
Bikes rented (thousands)	1,141
Hours booked (thousands)	870

WIENMOBIL AUTO

Cars	109
Cars rented (thousands)	68.7
Kilometres driven (thousands)	3,000
Hours booked (thousands)	301

WIENMOBIL HUBS

Hubs	250
of which with cars	109

WIENMOBIL WEB & APP

Active users (thousands)	3,755.3
Number of ticket shop transactions	6,486,091
Increase in ticket shop transactions (% change vs. 2024)	15

Modal split 2025

